


WOOD BOOSTER

Level: 0

Paper Size: 8.5" x 11"



Instructions

1. Print 2 Booster Packs to create 1 Magic Jr. deck.
2. Cut out all the cards and Tired counters.
3. Cut the dual castles in half to create a 2-color castle.
4. Glue to normal Magic cards (like tokens or basic lands).
5. Put cards in card sleeves.
6. Shuffle and play!

Wood Elf

Friend - Elf

*She is good.
She can help.*

1

028 / 054
MJR • EN / Sunisa Ninrawat

DAD Magic

Wood Elf

Friend - Elf

*She is good.
She can help.*

1

028 / 054
MJR • EN / Sunisa Ninrawat

DAD Magic

Wood Elf

Friend - Elf

*She is good.
She can help.*

1

028 / 054
MJR • EN / Sunisa Ninrawat

DAD Magic

Momma Bear

Friend - Bear

*She is strong.
She is big.*

2

029 / 054
MJR • EN / Sunisa Ninrawat

DAD Magic

Momma Bear

Friend - Bear

*She is strong.
She is big.*

2

029 / 054
MJR • EN / Sunisa Ninrawat

DAD Magic

Big Wolf

Friend - Wolf

*He is big.
He is hungry.*

3

030 / 054
MJR • EN / Sunisa Ninrawat

DAD Magic

Grow Up 



Spell 

A friend gets 

You are too big!

031 / 054
MJR • EN / Mod Pinit 

Grow Up 



Spell 

A friend gets 

You are too big!

031 / 054
MJR • EN / Mod Pinit 

Come Back  



Spell 

A friend comes back.

I missed you.

032 / 054
MJR • EN / Sunisa Ninrawat 

Bigger!   



Spell 

All my friends get 

We are the biggest!

033 / 054
MJR • EN / Sunisa Ninrawat 

Wood 



Castle 



034 / 054
MJR • EN / George Carroll 



Wood 



Castle 



034 / 054
MJR • EN / George Carroll 



PATREON | **DAD**Magic

Enjoying the game?

Please consider supporting our project at

patreon.com/Dadmagic

With your help we can continue to create more sets, more levels, more lesson plans, and *more more!*